







ANR INDUSTRIES

INNOVATIVE IDEAS | PRACTICAL SOLUTIONS

The CNC laser cutting machine is used to cut all metals such as mild steel, stainless steel and aluminum with high precision and speed laser provides excellent quality cut. Our expert team of programmers and operators at each manufacturing location are geared up for execution of complex component laser cutting. With input as a drawings or a finished sample part provided by the customer.

TRU LASER Series 1060 Fiber laser Cutting Machine :



TRU LASER 6000 WATT LASER CUTTING

KEY FEATURES :

Capable of precise cutting of:

- * Mild Steel - 25mm
- * Stainless Steel - 30 mm
- * Aluminium - 16mm
- * Brass - 8mm
- * Copper - 4mm

- * PRECISE
- * HIGH STABILITY
- * HIGH CUTTING EFFICIENCY

Processing Area - 6050*2500

High Accuracy+0.02mm and Repeatability+0.02MM

Good Edge Quality

TRU FLOW Series 4000 Fiber laser Cutting Machine :



TRU LASER 4000 WATT LASER CUTTING

KEY FEATURES :

Mild Steel - 20mm

Stainless Steel - 12 mm

Aluminium - 10mm

Processing Area - 3050 * 1550

High Accuracy+0.02mm & Repeatability+0.02MM

Good Edge Quality




Three Axes V.M.C with Vacuum Table



Table Size
Traverse (X/Y/Z)
Speed
Taper
Control System
Power

150 x 600 mm
1050 x 610 x 610
6000 rpm
BT 40
Siemens 840
7.5 / 11 Kw



CNC hydraulic press brake 150 tons (Hindustan Hydraulics EHP150 31/25)

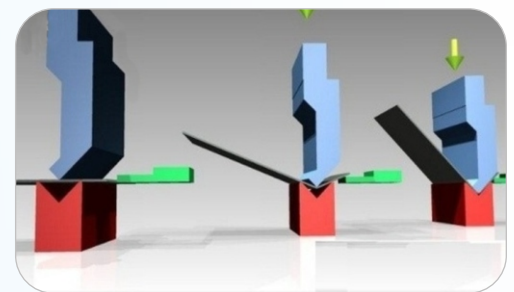
CNC Machine bending is a highly automated bending process.

It allows high dimensional accuracy and design flexibility.

The process provides excellent repeatability.

Traditional CNC programming is done on the shop floor on the CNC controller of press brake.

The knowledge and experience of press brake operators helps guarantee part accuracy & economy.




SALIENT FEATURES:

- * Cnc Controlled 5 Axis machine with accurate two axis back gauge & auto crowning
- * ESA S- 530 Controller Servo Motor And Ball Screws
- * Bending Thickness Up To 6mm
- * Bending Length Up To 3000
- * Tonnage 150 Tons

ACCURACIES OF CNC HYDRAULIC PRESS BRAKE:

- * Press Beam Depth Accuracy : $\pm 0.01\text{mm}$
- * Press Beam Depth Repeatability : $\pm 0.01\text{mm}$
- * Back Gauge Accuracy : $\pm 0.1\text{mm}$
- * Back Gauge Repeatability : $\pm 0.1\text{mm}$



Why Fear Stairs When ANR ELEVATORS IS THERE...

ANR ELEVATORS has expertise who are innovative and specialize in designs, operations, assembly and mechanism. They have in-depth knowledge of the equipment and its machine. The experts have hands-on –experience and well-versed with installation, machinery, maintenance and repair. Talented, skilled and experts work with integrity at ANR ELEVATOR.


ANR is designed for a smooth, comfortable, safe ride in low high rise building with a maximum travel maximum load.

ANR also offers the latest variable - voltage variable frequency drive(v3f) Technology to provide the utmost reliability afford ability.

CABINS DESIGN



MS Powder Coated Cabin



SS Hairline Finished Cabin



SS Mirror Finished Cabin



SS Plain Golden Cabin





Glass Cabin



Gold Mirror Designed Cabin




Wooden Cabin



Cabin Handles

Elevators Fall Ceiling Designs:

ANR ELEVATOR manufactures various kinds of elevators based on the requirement of the customer. We have to our credit – Stainless Steel Cabin, Mild Steel Cabin and Glass Cabin. The interiors include decorative ceiling with high illumination LEDs, a mirror, handrails, PVC or marble flooring and textured walls. Interiors are based on the type of cabin chosen.



Elevators Motors & Accessories




Sharp



Montanary



Bharat Bijlee



Over Speed Governor



Strak



Raman



CoP & LOP's

Slotted Angle Racks :



ANR Offers the widest range of slotted angle shelvings custom built to suit your specific needs supported by wide range of optional accessories like Cladding Sheets, Box Covers, Partition Plates, Panel guards, Punched Strips etc & load Carrying capacity ranging from 50 kgs to 600 kgs on each shelf.

Door Frames :



ANR Commercial Door Frames are made highly-reliable, flexible and inventive. Designed to match the fast-growing business needs, we deliver door Frames that amplify security, strength and solidity.

Heavy Duty Racks :



ANR Offers an ideal, un-matched & massive range of selective pallet racking solutions with upright frames load capacities ranging from 3,000 Kgs. to 40,000 Kgs. per frame.

Supermarket Racks :



ANR Stand brings out to you the unique, modular and structured Supermarket Racks shelving system which are manufactured out of unparalleled automatic shelving production line which enhances the productivity, accuracy, reliability and repeatability at an affordable price.

Metal Pallet :



ANR offers the widest range of steel pallets for racking load ranging from 300 to 2000 Kgs.



Our Work Shop area spread over 8000 sft.

ANR INDUSTRIES

INNOVATIVE IDEAS | PRACTICAL SOLUTIONS

Office: Plot No. 5-134, SRC Naik Nagar, Apurupa Colony, IDA. JDM, HYD-55

Factory: Plot No. D-65/B, Phase-V, Ramareddy Nagar, JDM, HYD-37

Email : info@anrindustries.net

A. Santosh Reddy
Cell : 9618025241.

A. Deepa Reddy
8919394505.

G. Vamshi
7032621803